

# Accessory for Knee Lever Modules

for Welding, for GN 810.12 and GN 810.13

1.1

1.2

1.3

1.4

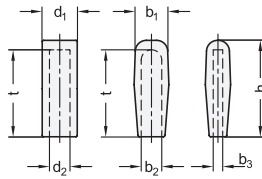
2.1

2.2

2.3

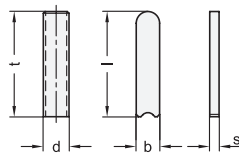
2.4

## Handles

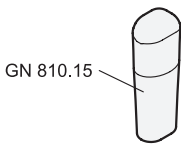


Module Size	b <sub>1</sub>	b <sub>2</sub>	b <sub>3</sub>	d <sub>1</sub>	d <sub>2</sub>	h	t	Code no.
220	22	13	5	-	-	60	55	GN 810.15-220
440	31	20	8	-	-	86	77	GN 810.15-440
850	-	-	-	30	22	119	112	GN 810.15-850
1540	-	-	-	34	25	119	112	GN 810.15-1540

## Levers



Module Size	b	d	Length l	s	Code no.
220	13	-	60	5	GN 810.16-220
440	20	-	90	8	GN 810.16-440
850	-	22	122	-	GN 810.16-850
1540	-	25	138	-	GN 810.16-1540



GN 810.15

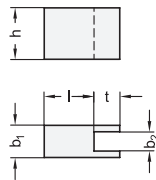
GN 810.16

GN 810.17

GN 810.18

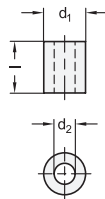
GN 810.19

## Clamping arm extenders



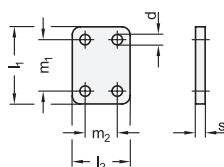
Module Size	b <sub>1</sub>	b <sub>2</sub>	h	Length l	t	Code no.
220	10	6	16	15,5	6,5	GN 810.17-220
440	15	10	24	16	8	GN 810.17-440
850	20	12	30	22,1	15	GN 810.17-850
1540	25	16,2	35	23,5	15	GN 810.17-1540

## Bushings



Module Size	d <sub>1</sub>	d <sub>2</sub>	Length l	Code no.
220	13	6,5	16	GN 810.18-220
440	20	10,5	24	GN 810.18-440
850	24	12,5	30	GN 810.18-850
1540	32	16,5	35	GN 810.18-1540

## Base plates



Module Size	d	l <sub>1</sub>	l <sub>2</sub>	m <sub>1</sub>	m <sub>2</sub>	s	Code no.
220	6,5	48	36	32	20	6	GN 810.19-220
440	8,5	65	54	45	30	8	GN 810.19-440
850	10,5	75	75	55	55	10	GN 810.19-850
1540	12,5	100	90	65	65	10	GN 810.19-1540

